

CJSC "Kyrgyz Investment and Credit Bank"

CONSOLIDATED STATEMENT OF FINANCIAL POSITION

as at 30 September 2023 (inclusive)

KGS '000

	30.09.2023	30.09.2022	31.12.2022
ASSETS			
Cash	4 556 508	2 253 915	3 690 535
Due from National Bank of Kyrgyz Republic	4 586 747	3 880 559	6 097 432
Due from National Bank of Kyrgyz Republic, net	4 586 747	3 880 559	6 097 432
Due from banks	16 768 310	15 251 257	15 737 252
Provisions for losses on due from banks (2)	(104 240)	(21 147)	(73 791)
Due from banks, net	16 664 070	15 230 110	15 663 461
Held to maturity securities	4 518 900	2 828 398	1 414 334
Held to maturity securities, net	4 518 900	2 828 398	1 414 334
Loans to banks and other financial institutions	291 379	229 931	195 542
Provisions for losses on loans to banks and other financial institutions (4)	(10 528)	(4 599)	(3 911)
Loans to banks and other financial institutions, net	280 851	225 332	191 632
Loans to customers	19 769 779	15 121 411	16 425 695
Provisions for losses on loans to customers (5)	(1 762 914)	(1 382 079)	(1 861 320)
Loans to customers, net	18 006 865	13 739 332	14 564 375
Fixed assets	1 782 532	1 291 115	1 507 086
Intangible assets	319 566	255 555	284 791
Right-of-use assets	283 963	194 130	316 038
Investments in associate	561 590	381 125	434 039
Other assets	2 719 613	1 416 992	2 700 520
Total assets	54 281 205	41 696 564	46 864 243
LIABILITIES			
Deposits and balances from banks and other financial institutions	630 726	655 296	1 340 439
Current accounts and deposits from customers	34 727 241	26 374 024	31 225 610
Accounts of and loans from Government Agencies and local authorities of KR	3 089 248	2 533 266	1 606 605
Loans payable to National Bank of Kyrgyz Republic	-	-	-
Other borrowed funds	3 644 089	2 713 902	2 443 221
Subordinated Debt	97 408	84 683	97 277
Debt securities issued	143 061	154 068	151 136
Lease liabilities	292 115	213 550	333 889
Income tax payable	-	56 306	-
Other liabilities	2 424 796	1 605 209	2 144 800
Total liabilities	45 048 682	34 390 303	39 342 977
SHAREHOLDERS' FUNDS			
Share capital	2 040 330	1 403 201	1 499 400
Share premium	43 911	39 691	42 412
Retained earnings and other reserves	5 545 918	4 647 840	4 966 482
Current year income/ loss	1 456 172	1 054 455	861 534
Cumulative translation reserve	(104 263)	(68 139)	(85 258)
Total equity attributable to Group shareholders	8 982 069	7 077 048	7 284 570
Non-controlling interest	250 453	229 213	236 695
Total equity	9 232 522	7 306 261	7 521 266
Total liabilities and equity	54 281 205	41 696 564	46 864 243

Provisions based on NBKR requirements:

(2) Provisions for losses on due from banks	(104 240)	(21 147)	(73 791)
(4) Provisions for losses on loans to banks and other financial institutions	(10 528)	(4 599)	(3 911)
(5) Provisions for losses on loans to customers	(1 762 914)	(1 382 079)	(1 861 320)

Chief accountant

Cholpon Suvanbekova

Chief Financial Officer

Muridin Ilebaev

Chief Executive Officer

Artur Ali

Financial report of CJSC "Kyrgyz Investment and Credit Bank", as well as its appendixes can be obtained in Head Office, branches and sub-branches of CJSC "Kyrgyz Investment and Credit Bank".

Registered address of Head Office: 720040, Bishkek, Erkindik blvd., 21

KJSC "Kyrgyz Investment and Credit Bank"

CONSOLIDATED STATEMENT OF COMPREHENSIVE INCOME

as at 30 September 2023 (inclusive)

KGS '000

	30.09.2023	30.09.2022
Interest income	3 054 262	1 971 573
Interest expense	(1 156 052)	(801 523)
Net interest income before impairment losses on interest bearing assets	1 898 210	1 170 050
Impairment losses on interest bearing assets	41 251	217 230
Net interest income	1 939 461	1 387 280
Fee and comission income	895 137	533 496
Fee and comission expense	(522 815)	(286 180)
Net foreign exchange income	910 987	733 766
Share of profit in associate	145 876	88 299
Other operating income	44 050	76 070
Impairment losses on other transactions	(144 836)	(135 229)
Net non-interest income	1 328 399	1 010 223
Reserves for non-income taxes		
Operating income	3 267 860	2 397 503
Operating expense	(1 629 316)	(1 210 261)
Operating profit	1 638 544	1 187 242
Other non-operating income and expense		
Profit before income tax	1 638 544	1 187 242
Income tax expense	(168 900)	(125 416)
Profit for the period	1 469 644	1 061 826
Foreign currency translation differences	(24 371)	15 570
Total comprehensive income for the period	1 445 273	1 077 396
Profit attributable to:		
Equity holders of the Group	1 456 172	1 054 455
Non-controlling interest	13 472	7 370
	1 469 644	1 061 826
Total comprehensive income attributable to:		
Equity holders of the Group	1 440 255	1 057 092
Non-controlling interest	5 018	20 304
	1 445 273	1 077 396
For information:		
Profrir per share of Equity holders of the Group	6	6
Profit for the period based on NBKR requirements:	1 469 644	1 061 826

Chief accountant


Cholpon Suvanbekova

Chief Finance Officer

Nurdin Iiebaev

Chief Executive Officer

Arif Ali



CJSC "Kyrgyz Investment and Credit Bank"

CONSOLIDATED STATEMENT OF CASH FLOWS

as at 30 September 2023 (inclusive)

KGS '000

	30.09.2023	30.09.2022
CASH FLOWS FROM OPERATING ACTIVITIES		
Interest receipts	3 314 703	1 981 981
Interest payments	(1 036 194)	(772 526)
Fee and commission receipts	891 205	533 155
Fee and commission payments	(592 839)	(345 375)
Net receipts from foreign exchange	864 397	817 614
Other income receipts	51 885	81 200
General and other administrative expenses	(1 413 942)	(981 365)
(Increase)/decrease in operating assets		
Loans to customers	(3 413 264)	5 487 837
Other assets	(163 457)	(158 095)
Increase/(decrease) in operating liabilities		
Deposits and balances from banks and other financial institutions	(744 970)	(68 972)
Current accounts and deposits from customers	4 890 141	(3 673 376)
Other liabilities	159 568	334 210
Net cash from/(used in) operating activities before income tax paid	2 807 235	3 236 289
Income tax paid	(61 985)	(144 818)
Cash flows from/(used in) operations	2 745 249	3 091 471
CASH FLOWS FROM INVESTING ACTIVITIES		
Acquisition of subsidiary, net of cash received	-	54 600
Receipt of dividends from associated companies	31 384	20 867
Purchase of investments in securities	(41 730 004)	(51 202 833)
Repayment of investments in securities	38 298 452	51 661 020
Purchases of property, equipment and intangible assets	(455 548)	(138 436)
Cash flows from investing activities	(3 855 715)	340 617
CASH FLOWS FROM FINANCING ACTIVITIES		
Placement of debt securities issued	(8 102)	185 794
Repayment of subordinated debt	(2 322)	(22 712)
Receipt of other borrowed funds	2 199 827	1 197 262
Repayment of other borrowed funds	(1 051 099)	(1 181 484)
Cash flows (used in)/from financing activities	1 138 304	178 860
Net increase in cash and cash equivalents	27 839	3 610 948
Effect of changes in exchange rates on cash and cash equivalents	358 507	678 179
Cash and cash equivalents at the beginning of the year	25 525 219	17 096 603
Cash and cash equivalents at the end of the period	25 911 565	21 385 730

Chief accountant

Cholpon Suvanbekova

Chief Finance Officer

Nuridin Ilebaev

Chief Executive Officer

Arif Ali



JSC "Kyrgyz Investment and Credit Bank"

CONSOLIDATED STATEMENT OF CHANGES IN EQUITY
as at 30 September 2023 (inclusive)

KGS '000

	Share capital	Share premium	Retained earning and other reserves for general banking risks	Cumulative translation reserve	Total equity attributable to Group shareholders	Non-controlling interest	Total
31 December 2021	1 483 276	41 956	4 858 537	(78 759)	6 305 009	218 308	6 523 317
Total comprehensive income	-	-	1 054 455	-	1 054 455	-	1 054 455
Income from a business combination under common control	-	-	54 600	-	54 600	-	54 600
Foreign currency translation differences	(80 075)	(2 265)	(265 297)	10 619	(337 017)	3 535	(333 482)
Non-controlling interest	-	-	-	-	-	7 370	7 370
Dividends paid	-	-	-	-	-	-	-
30 September 2021	1 403 201	39 691	5 702 296	(68 139)	7 077 048	229 213	7 306 261
31 December 2022	1 499 400	42 412	5 828 016	(85 258)	7 284 570	236 695	7 521 266
Total comprehensive income	-	-	1 456 172	-	1 456 172	-	1 456 172
Foreign currency translation differences	540 930	1 500	(282 099)	(19 005)	241 326	286	241 612
Non-controlling interest	-	-	-	-	-	13 472	13 472
Dividends paid	-	-	-	-	-	-	-
30 September 2023	2 040 330	43 911	7 002 090	(104 263)	8 982 069	250 453	9 232 522



Chief accountant
Cholpon Suvanbekova


Chief Financial Officer
Nurdin Iiebaev


Chief Executive
Anif Ali


CJSC "Kyrgyz Investment and Credit Bank"

INFORMATION ON COMPLIANCE WITH ECONOMIC STANDARDS
as at 30 September 2023 (inclusive)

Title of economic standards and requirements	Specified value of the ratios	The actual value of the ratios
Maximum single exposure risk (K1.1)	not more than 20%	8,5%
Maximum single exposure to one related party or group of related parties risk (K1.2)	not more than 15%	0,1%
Maximum interbank placements risk (K1.3)	not more than 30%	2,8%
Maximum interbank placements to one related bank or group of related banks (K1.4)	not more than 15%	9,6%
Capital Adequacy ratio (K2.1)	not less than 12.5%	23,3%
Capital Tier 1 Adequacy ratio (K2.2)	not less than 7.5%	19,7%
Basic Capital Tier 1 Adequacy ratio (K2.3)	not less than 6%	19,7%
Leverage ratio (K2.4)	not less than 6%	11,5%
Liquidity ratio (K3.1)	not less than 45%	76,2%
Total number of days with violation of open long FX position (K4.2)	not more than 20%	0
Total number of days with violation of open short FX position (K4.3)	not more than 20%	0
Capital buffer	not less than 29%	25,4%
Total number of days with violation of open long FX position in precious metals (K4.5)	not more than 20%	not applicable
Total number of days with violation of open short FX position in precious metals (K4.6)	not more than 20%	not applicable

Chief accountant  Cholpon Suvanbekova

Chief Finance Officer  Nurdin Iiebaev

Chief Executive Officer  Arif Ali

